

Low Cost, Internally Bypassed Soft Starter

The DFE is Fairford's internally bypassed, non-optimising Soft Starter which is perfect for panel builders and end users alike.

To the user it offers competitive pricing, soft stopping and the removal of high transient currents. To panel builders it is an ideal substitute for a Star/Delta starter because it fits into a similar footprint, thus simplifying installation. It's now available from 22 Amps to 500 Amps



Start time now up to 30 Seconds!

Main Features

Internally Bypassed.

- ✓ Reduces cost because when the Soft Starter has reached top of ramp the Thyristors are bypassed, this reduces heat and the size of the cabinet required.

Substitution of Star/Delta Starters.

- ✓
 - Lower maintenance costs
 - Less stress on auxiliary equipment when starting
 - Reduced down time
 - Low cost of ownership

Simplified Installation.

- ✓ Rapid build and install time.


No need to change wiring configurations.

- ✓ All six wires of the start delta configuration can be used to minimise installation and design costs.

Competitive with Star/Delta Starters.

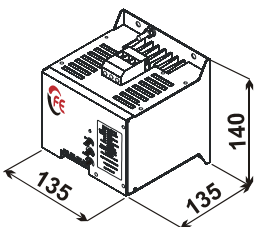
- ✓
 - Longer life
 - Less maintenance
 - Lower cost of ownership

Model	Current (I)	Motor kW (400V)	Motor HP (460V)
DFE-02	22	11	15
DFE-04	29	15	20
DFE-06	41	22	30
DFE-08	55	30	42
DFE-12	66	37	54
DFE-14	80	45	60
DFE-16	97	55	75
DFE-22	132	75	110
DFE-24	160	90	130
DFE-26	195	110	160
DFE-30	230	132	190
DFE-32	280	160	230
DFE-34	350	200	290
DFE-36	430	250	350
DFE-38	500	280	400

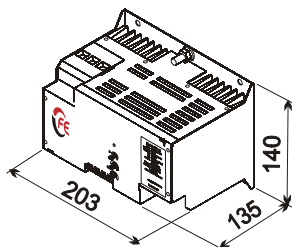


Operational Voltage (Ue)	230-460VAC rms 3 Phase (-15%+10%)
Rated Frequency	50-60 Hz +/- 2Hz
Index Rating	Standard (DFE-02 - DFE-26) AC53b: 3-5: 355 Class 10B (DFE-02 to DFE-26) AC53b: 3.5-12: 708 Standard (DFE-30 – DFE-38) AC53b: 3-5: 355 Class 10B (DFE-30 – DFE-38) AC53b: 3.5-12: 1188
Control Supply	24V DC Supplied externally to terminals X1-X2 Dfe-34 to Dfe-38 need a power supply capable of 3 amps for 1 second. Power supply kit (12VA) available as part No. AMISC0005.
Soft Start/Stop Control	24V DC/110V AC galvanically isolated terminals A1-A2
Auxiliary Circuits (Relays)	Run - 13/14, Ready - 23/24. 230VAC 3A, Ac11
Indication	Multifunction LED on the front of the unit
Start Time	0.5 to 30 Seconds
Stop Time	0 to 30 Seconds
Power Terminals	Input 1/L1, 3/L2 and 5/L3 Output 2/T1, 4/T2 and 6/T3 Up to 55kW IP20 rated wire clamping terminals 75kW to 280kW External Busbars
IP Rating	Up to 55kW IP20 75kW to 280kW IP00
Ambient Temperature	0°C to 40°C Above 40°C de-rate linearly by 2% of unit FLC per °C to a de-rate of 40% at 60°C
Transport and Storage	-25°C to +60°C
Altitude	1000m. Above 1000m de-rate linearly by 1% of unit FLC per 100m to a maximum altitude of 2000m.
Humidity	Max. 85% non-condensing, not exceeding 50% at 40°C

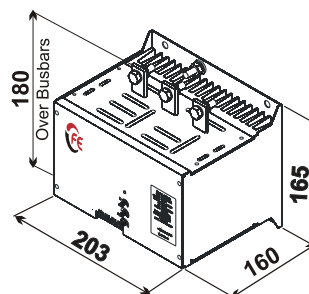
Please Note:
All dimensions in mm



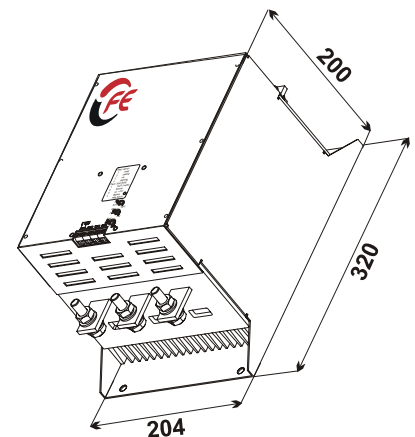
DFE-02 to 08



DFE-12 to 16



DFE-22 to 26



DFE-30 to 38

Whilst every effort has been made to ensure that the information provided in this document is accurate actual data and images may change. Fairford Electronics does not accept liability for errors. No warranty, express or implied, is given that the information provided in this document is error free.

SD0011807